

ARCADIA: TURNING DATA INTO ACTIONABLE INSIGHTS FOR POPULATION HEALTH

DECEMBER 12, 2019


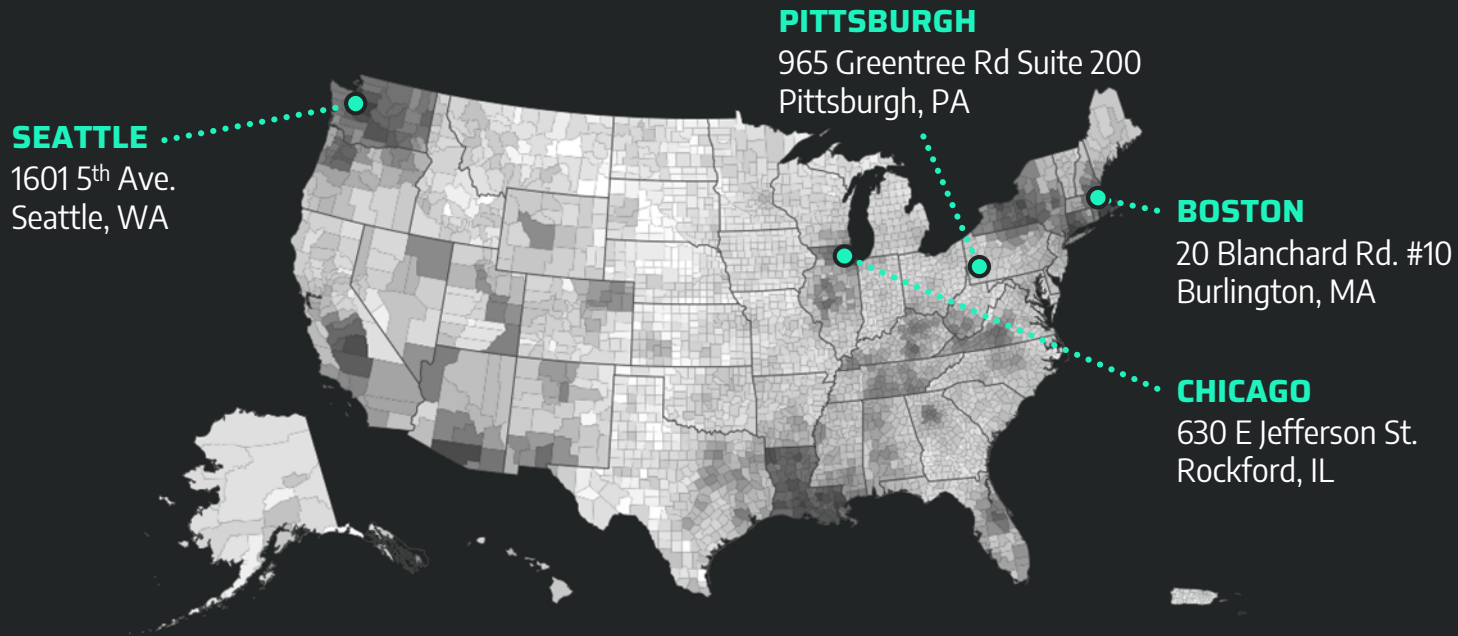
ARCADIA

ARCADIA OVERVIEW

ABOUT ARCADIA

ARCADIA IS A **HEALTHCARE DATA** COMPANY, SPECIALIZING IN DELIVERING VALUE-BASED CARE ANALYTICS AND CARE MANAGEMENT TO THE ENTERPRISE. WE CULTIVATE HIGH QUALITY DATA ASSETS ENABLING OUR CUSTOMERS TO ACCELERATE VALUE IN SHARED RISK.

ARCADIA HAS ANALYZED OVER **60 MILLION** PATIENTS NATIONALLY



60M

**PATIENTS
MEASURED**



\$2.4B

**CUSTOMER
SAVINGS
TO-DATE**



2.5X

**HIGHER ACO
PERFORMANCE**



\$8.9M

**AVG SAVINGS
IN MSSP**



50+

**EHR
VENDORS
CONNECTED**



1431+

**CONNECTORS
ACTIVE**



No. 1

**VALUE BASED
SERVICES**

ARCADIA OVERVIEW

REPRESENTATIVE CUSTOMERS

PROVIDERS



MaineHealth



HEALTH PLANS



ARCADIA ANALYTICS

THE ARCADIA ANALYTICS SUITE



DATA CONNECT

Process large, disparate datasets in near real-time. Best-in-class integration platform and years of EHR and Claims data experience. *Vendor-agnostic interfaces, 50+ EHRs and Growing, Data Quality Monitoring.*



MASTER PATIENT INDEX

Match patients and members across data sources for a fully longitudinal patient view. Multiple disparate data sources, 99% Specificity, 93% Sensitivity.



CLINICAL/CLAIMS DATA WAREHOUSE

Store rich claims and clinical datasets in a simplified model that can be easily accessed and queried. Claims & Clinical Data Marts with a simplified, analytics-focused data structure. Direct, database-level access for ad-hoc analytics and integrations.



CALCULATION ENGINE

Quickly build and modify measure logic, deploy multiple risk algorithms and process millions of patients in a matter of seconds. Hundreds of measures: *ACO, MU, PCMH, CQM, HEDIS, STARS, MIPS.* Risk Models: *HCC, CDPS, ACG, and ArcScore.*

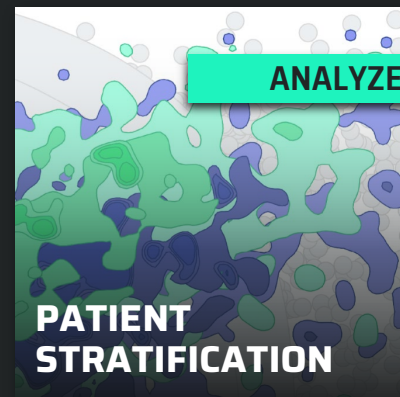
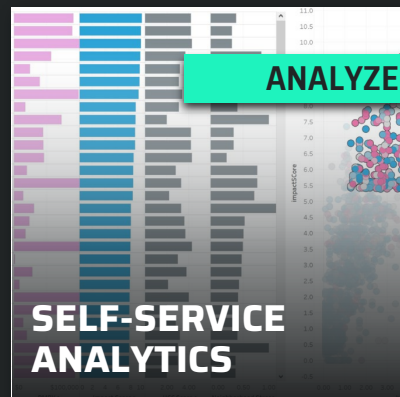
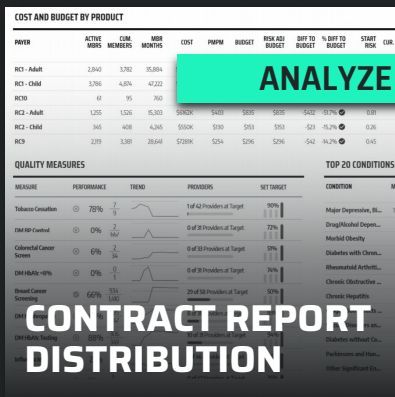
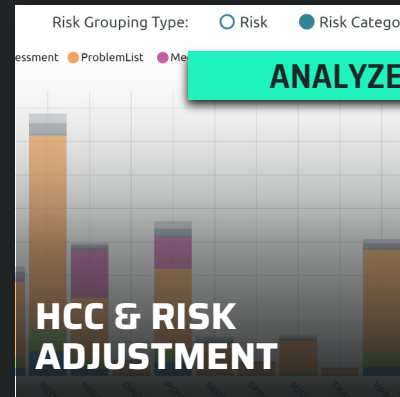
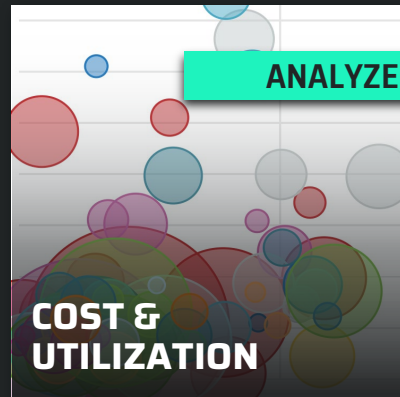
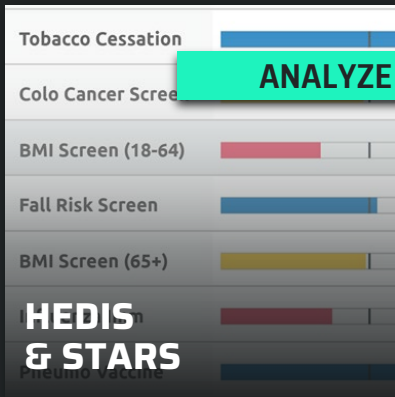


APPS

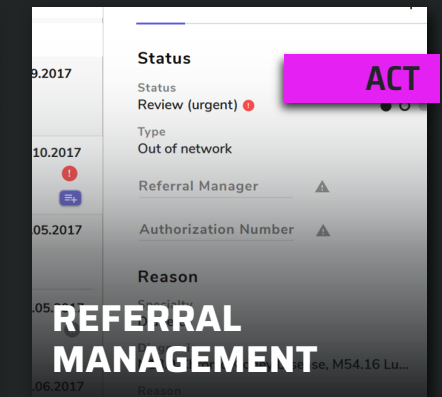
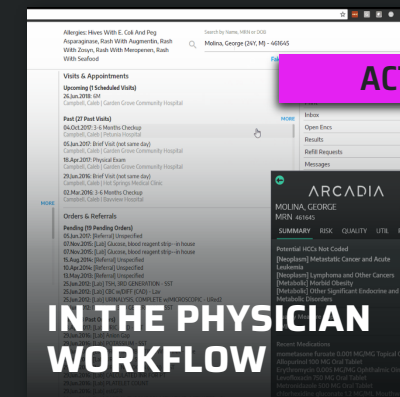
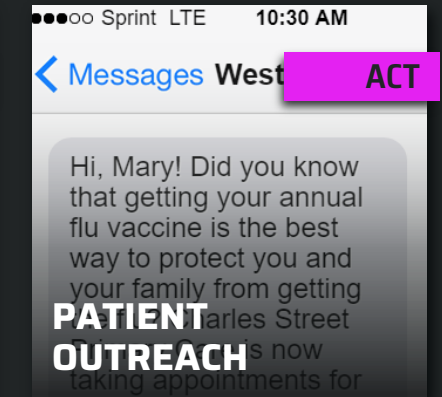
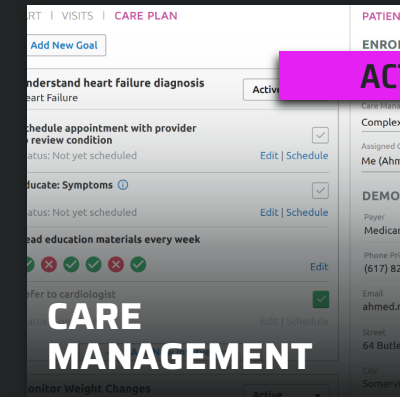
Secure, role-based access to enable meaningful adoption across the organization. Care Coordination Reports, Incentive/Measure Analyzer, Care Gap Notifications, and other applications.

ARCADIA ANALYTICS APPLICATION OVERVIEW

IDENTIFY OPPORTUNITIES



ACT ON INSIGHTS



SUCCESS IN VALUE BASED CARE

KEY FOCUS AREAS

1

MEDICAL EXPENSE

9.6% Reduction of TCC resulting in **\$23.5M** in MSSP bonuses

\$11M in retained earnings by **reducing TCC by 11%** in commercial downside risk

2

RISK ADJUSTMENT

4% increase in HCC Scores for Nextgen ACO

81% In-visit diagnosis capture in risk-adjusted Medicaid population

3

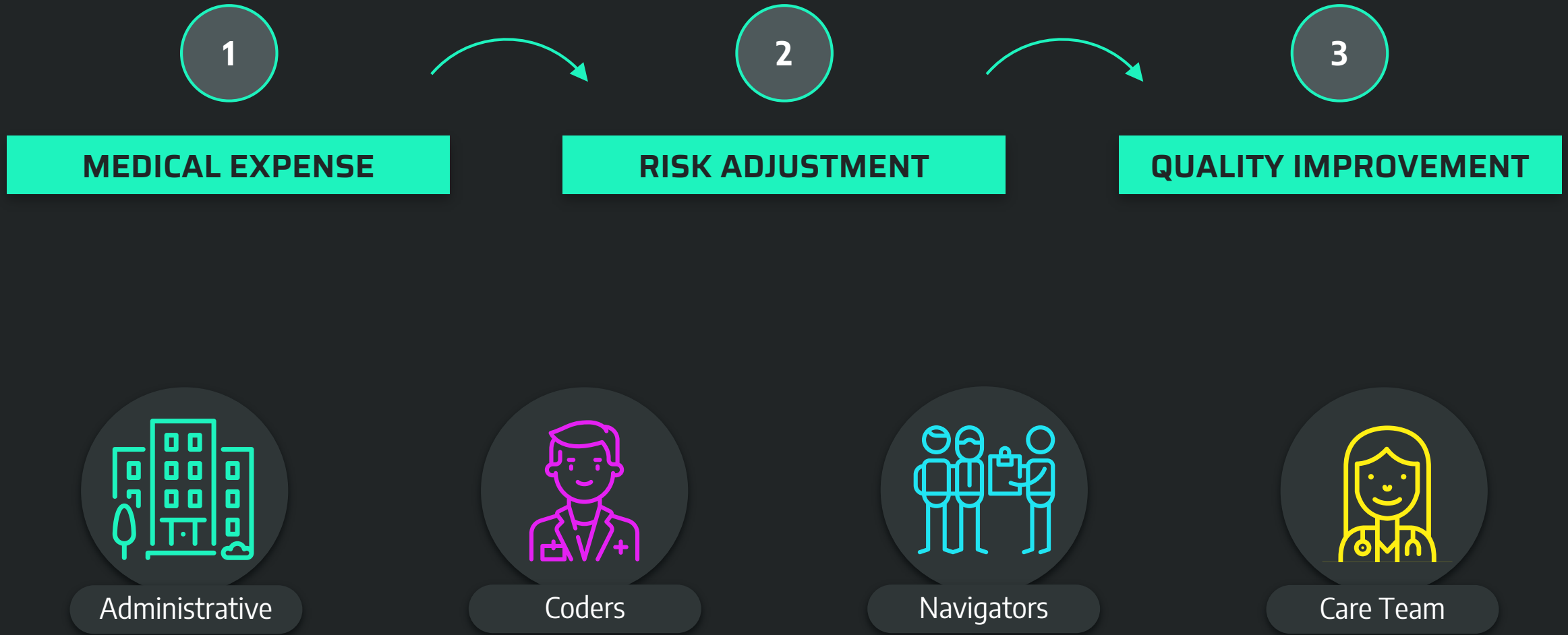
QUALITY IMPROVEMENT

1.5% Reduction in all cause readmits across 40K Medicare risk members

Achieved **99.6% quality performance** under MSSP

SUCCESS IN VALUE BASED CARE

KEY ACTORS



DEMONSTRATION AND USE CASES

ARCADIA